



Virginia Coastal Fly Anglers

<http://www.vcfa.org> <https://www.facebook.com/VCFA.org>

OCTOBER 2023

Ah, October! Time to gear up! False Albacore season is upon us. The Harker's Island house is gearing up for another year of excitement and adventure. This trip has become a staple for the club and most definitely an affordable way to travel and have a great time. The fishing can be downright insane when the fish are in full swing and you can't beat the accommodations. The house on Pintail Lane has been a fabulous place for us to stay. It is roomy and the view is fabulous. You can relax and chill out, fish the creek behind the house, hang out with the other guest as they come and go. Best of all, the fishing reports and information is first hand and current. For those that do not have boats, the captains who do have boats are always willing to take others out (space permitting). This works out for the boat owners as the share in fuel cost make the trip more affordable for them – a win, win! Mike Buss has been gracious in organizing this event by renting the house and organizing the schedule and food arrangements for over a decade. We owe him a great big thank you for his work in making this happen and helping to keep all of us informed year after year. I hope to see you there!

Of course, Harker's Island is not the only event that gets us excited and energized. It's a season of anything. Striped Bass begin to flourish in the cooler weather and their spawning migration starts to increase as the winter months take hold. That population is suffering, so we need to take care in targeting them with particular attention to safely releasing the fish. Handle them as little as possible and keep them in the water. Don't over play the fish when fighting them. If they are exhausted, they are

compromised. Finally, don't handle them where possible. If you damage the scales, they can be prone to disease and premature death. Take what you will eat, but be thoughtful in those you return to the sea for another day. Speckled Trout and Drum fishing will still be going for a while, at least until the water starts to cool off. All in all, a lot of opportunities and a lot of different targets. The hardest thing might just be deciding what to fish for. Either way, have fun, be safe, and protect yourself and the fish.



At the November meeting, we will present those who are slated as the Board of Director's for next year. So far there are no significant changes.

The members who are stepping up at this time are as follows:
OFFICERS: Larry Clemens, President. John Adametz, Vice President. Lee Owens and Jim Saddler, Secretary. TREASURER IS

OPEN. BOARD AT LARGE:

Carl Allen. Dave Dembicki. Mark

Kirkby. Chris Malgee. Ed Pacheco. Chris Viano. We are in need of a Treasurer and another Member at Large. If you have the desire to serve on the board, please step up and let me (or any other board member) know. You do not have to have any particular experience to be a Board Member other than enthusiasm for fly fishing. The secretary is a vital position for the club and we could use someone to step up and take charge. It is not a big corporate function, more a matter of keeping record of the clubs' bank account and taking care of the financial duties of the club (which are not many). If you would like to run for one of the officer positions, please do so ASAP so we can get the information out.

BOARD OF DIRECTORS: Lawrence Clemens, President: Vice-President, OPEN: Treasurer, OPEN: Secretary, Lee Owen and Jim Saddler: MEMBERS AT LARGE: Carl Allen, David Dembicki, Gary Green, Mark Kirkby, Chris Malgee, Chris Viano

Proposed Board of Director's for 2024

OFFICERS

President: Lawrence Clemens

Vice-President: John Adametz

Treasurer:

Secretary: Lee Owens and Jim Saddler

BOARD AT LARGE

Carl Allen

Dave Dembicki

Mark Kirkby

Chris Malgee

Ed Pacheco

Chris Viano

OCTOBER GENERAL MEETING

(and other news)

The October general meeting will be a presentation by Chris Malgee of Backwater Guide Service. He will talk about local fall fishing opportunities and there are plenty. With the cooler weather the fish should be active and you will have plenty of options and opportunities to catch a multitude of fish.

The fly of the month will be the BFH Silversides. This is a simple pattern that is a great choice for False Albacore, Stripers and Bluefish where silverside are swimming the waters. Tying will start at 6:30 sharp.

We will officially present the new officers and Board of Director's for next year. We can use two more volunteers to make the slate full - a Treasurer and a Member at Large. Please consider stepping in and helping to move the club forward.

Mark your calendars for Saturday, January 20, 2024. That will be the date of our annual banquet. If you have fishing pictures from this year, please submit them ASAP for our slideshow presentation. We celebrate the clubs 25th year of incorporation this year!

VCFA FISHING TOURNAMENT

Each month will be a specific fish as listed below. Where listed as a club vote, we as a club will vote at the prior month's meeting for which fish we intend to seek. Points are also listed below with extra points awarded for citation size fish. You may register as many citation size fish for points as you catch for the month. We will grade by length so all fish must be pictured with an accurate measurement. In the event of a questionable picture or matching size fish, 3 members of the VCFA will decide the length. Members will be chosen at random to ensure fairness. This is for fun, and we are an honest group with integrity.

In the event of a tie for length, points will be awarded by time of entry. Please post pictures to VCFA going fishing page and to email to VirginiaCoastalFlyAnglers@gmail.com. If you do not have access to a computer, Facebook etc..., bring your photos to the monthly meeting. This should give us plenty of pictures to compose for our annual banquet. **GOOD LUCK and GET FISHING!**

~~JANUARY:
BRIM~~

~~FEBRUARY:
PICKEREL~~

~~MARCH:
BUCKETMOUTH~~

~~APRIL:
SHAD~~

~~MAY:
BLUEFISH~~

~~JUNE:
CLUB VOTE~~

~~JULY:
CLUB VOTE~~

~~AUGUST:
SPANISH MACK.~~

~~SEPTEMBER:
REDFISH~~

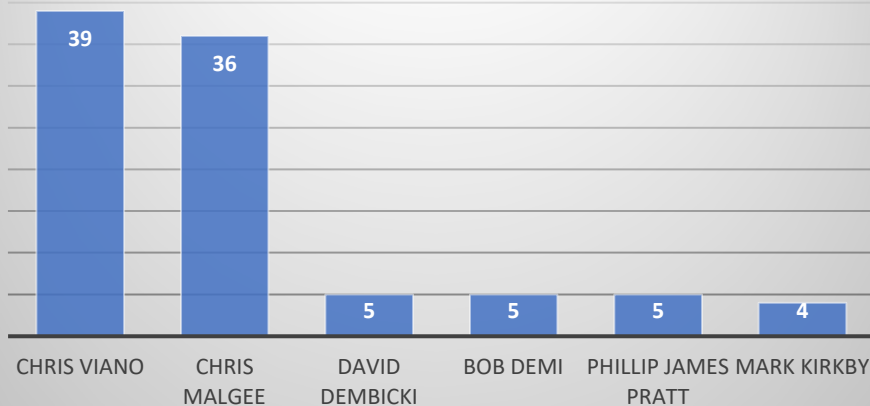
OCTOBER:
SPECK. TROUT

NOVEMBER:
CLUB VOTE

DECEMBER:
STRIPER

- 1st Place = 5 points
- 2nd Place = 4 points
- 3rd Place = 3 points
- 4th place = 2 point
- Any entry not placed = 1 point
- Citation fish = 5 points

OCTOBER STANDINGS



Chris Viano 39
 Chris Malgee 36
 David Dembicki 5
 Bob Demi 5
 Phillip James Pratt 5
 Mark Kirkby 4



Chris Viano
playing his drums at night



Carl Allen in Alaska



Larry Clemens with a
Pike in Minnesota


Bob Demi on Alaska trip



Several members on the trip to
Alaska organized by Carl Allen



Lea Gryk recently set out to volunteer as a guide to guide on a female VET project for Project Healing Waters. The outing was to the mountains, Thur-Sat but we was canceled because of drought conditions on the creek the were to fish. They then made lemonade! Everyone was greatly disappointed! Another volunteer one of the participants and Lea vet decided to make the best of it since they had already scheduled off work and make a quick trip to the Rivanna before the storm to fish together. They wet waded in the chilly water and had a great day fishing and practicing casting skills and getting the skunk off a particular rod. Lea asks “Do you burn extra calories when you shiver, asking for a friend”? It only shows keep adapting to each situation and plan alternatively. You may find new adventures and have a great time in the process. Good Job Lea!



FLY FISHING RESOURCES

This month's video choices are for beginning and improving to advanced casting techniques as well as a presentation on leader construction. THE BASIC CAST is for those who want to work on the fundamentals and strengthen their foundation. For the more advanced caster CASTING LARGE FLIES and DISTANCE ROLL CASTING might just be the ticket to developing the next level of your presentation. There is always more to learn and improve upon and I found these videos helpful. If you like making your own leaders as I do, the Mad River Outfitters video is a good look into putting it together. Just click the link provided and you will be directed to that video.

THE BASIC CAST

<https://www.youtube.com/watch?v=oDJJ6W23gHw>

CASTING LARGE FLIES WITH BLANE CHOCKLETT

<https://www.youtube.com/watch?v=1uogdjxdBu4&t=54s>

DISTANCE ROLL CASTING

<https://www.youtube.com/watch?v=UXj3GyIKeyY&t=12s>

MAD RIVER OUTFITTERS: LEADER VIDEO

<https://www.youtube.com/watch?v=DiHUK2B1qCE&t=1166s>

Chris Malgee, redbfish



BFH SILVERSIDES



VIDEO LINK TO THE FLY ON YouTube

<https://youtu.be/i8LHGreyJlM>

MATERIALS

THREAD

GAMAKATSU SC 15

HOOK

RED SLF FIBERS

UNERBODY

MIRAGE FLASHABOU

FLASH

WHITE SQUIMPISH

BELLY

HAIR

WING

OLIVE SQUIMPISH

HEAD

HAIR

GLUE

BAITFISH HEAD

MONOFILIAMENT

ZAP A GAP



Greg Brown with Harkers Island "Fat Albert"

This is my number one go to fly for False Albacore! It has a great profile in the water, the fish readily eat it and it is simple and fast to tie. Anytime silversides or Bay Anchovies are on the buffet, this fly is being served.

The BFH Silversides utilizes the Baitfish Heads that are marketed by Fish Skull. They are another alternative to adding weight to the head of the fly and helping to give more action during the retrieve. It can be fish much like a Clouser Minnow, however the hook will ride down. The heads are produced in several colors and come in a variety of sizes to fit different hook sizes. You can do some minor mix and matching with head sizes as long as the hook you are using will fit into the slot of the head. The head is slid onto the fly after it is tied and needs to be glued or secured with a thread base in between the head and eye of the hook.

You can tie this using many different materials. I like the look of Squimpish hair for a sturdier fly as the hair is a bit stiff and not too wavy, or Nyak (aka Snowrunner) for a softer more flowing hair and more movement in the water. Other materials that can be used are SF Blends and H2O sculpting fibers, but caution, they are very wavy and will create a bulky fly if too much material is used. The key with any material is keeping the wings sparse and tapered. Bucktail can be used, but it is recommended to tie it in without folding it back as the thicker hair will prevent a slim profile.


Two elements in this fly are important to its' construction. First, the underbody is a small bump made with a dubbing loop. The fibers are spun, wrapped about four turns and brushed out to create a little bulk and blend into the tail of the fly. This bump helps to keep the wing and belly taper consistent when stripped through the water. Using red, also creates a gill effect behind the head. The second characteristic is the belly and wing. They are tied onto the hook in the middle of the material. Half should be rearward of the hook past the bend about two hook shanks, and half should be hanging forward over the eye of the hook - also two hook shanks. At the time you slide the Baitfish head onto the hook, you pull the forward bunch to the rear without tying it down. The head will help push it back and lay it down. This is done to let the hair pop through the slots that are built into the Baitfish Heads. It adds to the fullness of the fly and also gives it a slight bit more durability.

Finally, after the head is applied, add some wraps of thread to the area between the head and eye of the hook. The wraps will add security to the head and prevent it from popping off

Favorite colors: Olive over white, Chartreuse over White, Gray over White


Don Jackson
with a False Albacore





STEP 1

Slip a Fish Skull Baitfish Head onto the hook shank. Tie the thread on the shank behind the head. Remove the head.



STEP 2

Make a dubbing loop at the point where the thread is tied in.



STEP 3

Add a sparse amount of red SLF or Senyos Lazer Dub in the loop. You will only make 3 turns so you don't need much.



STEP 4

Spin the loop while brushing out the trapped fibers to make a small (buggy) dubbing brush.




STEP 5

Wind the dubbing forward three to four turns in tight wraps. Tie off the material and rigorously brush it out as shown.




STEP 6

Tie about four strands of Mirage Flashabou (or any desired flash) on top of the shank. It should be tied in ahead of the dubbed underbody and on top of the fly.



STEP 7

Using a sparse amount of Squimpish Hair (or your desired material), grab a length that is about four times the hook shank in length. Taper each end and tie it on the bottom of the hook, dividing the hair in half (as shown)



STEP 8

The hair should be 180 degrees around the side and bottom of the hook, but not on top of the hook. Looking down, you should be able to see the hook shank and red under body.



STEP 9

Take a matching piece of the darker top color and taper the ends as you did the belly. Tie it on top of the hook. Again, centered with half down the body and half over the eye (as shown)



STEP 10

Fold the top and bottom back (do not tie it down! You want the hair to fill in the slots on the top and bottom of the Baitfish Head.



STEP 11

Place a small amount of Zap-a-Gap gel, or goop at the front of the hair (you can push a drop into the hair, but do not extend into the head or body). Slide the head over the front of the hook. Attach the eyes.



STEP 12

The completed fly. A slim profile to imitate the Silversides, Bay Anchovies and other smaller slender baitfish.

FRIENDS OF THE VCFA

PLEASE SUPPORT THE FOLOWING WHO ARE SO GENEROUS IN SUPPORTING THE VIRGINIA COASTAL FLY ANGLERS. THERE GENEROSITY HELPS US TO FUND OUR MEEETINGS, TYING CLASSES AND EDUCATION PROGRAMS THROUGHOUT THE YEAR.

Temple Fork Outfitters

<https://tforods.com/>

TFO. The Original Rod Company to offer the right tools at a sound price



OCEANS EAST BAIT AND TACKLE

VIRGINIA BEACH

(757) 464-6544

3785 NORTHAMPTON BOULEVARD

VIRGINIA BEACH, VA 23455

NAGS HEAD

(252) 441-7413

7405 S. VIRGINIA DARE TRAIL

NAGS HEAD, NC 27959

EASTERN SHORE

(757) 331-3000

28316 LANKFORD HWAY

CAPEVILLE, VA 23313



CAPTAIN CHRIS MALGEE

(757) 403-2045

chris.malgee@vbbackwater.com

<http://www.vbbackwater.com>



CAPTAIN WAYNE MACMASTERS



(757) 775-7034

wayne@tidewateronthefly.com

<https://tidewateronthefly.com/>



GREAT OUTDOOR PROVISION COMPANY

Virginia Beach
1556 Laskin Road
Virginia Beach, VA 23451
(757) 962-6618



Captain Chris Newsome
Bay Fly Fishing, LLC
P.O. Box 66, Cobbs Creek, VA 23035
(804) 815-4895

chris@bayflyfishing.com

<https://www.bayflyfishing.com/>



VIRGINIA COASTAL FLY ANGLERS MEMBERSHIP

NEW MEMBERSHIP

DATE: ____ / ____ / ____

RENEWAL

M D Y

Membership is **\$30.00** annually and includes all family members. Please complete this form with a check made payable to VCFA. You can bring the completed form and check to any meeting, or mail it to our club treasurer at VCFA, P.O, BOX 2866, VIRGINIA BEACH, VA 23450-2866.

You can now join or renew your membership online by clicking the secure link listed below:

<https://www.cognitoforms.com/VirginiaCoastalFlyAnglersInc/VCFAMembershipForm>

NAME/S _____

ADDRESS: _____

CITY: _____ STATE: _____ ZIP: _____

PHONE: _____

EMAIL: _____

ALBIES ARE CALLING

